



Child Care and Youth Empowerment Foundation (CCAYEF) is an organization implementing Market Based Sanitation Implementation Approach (MBSIA) in Uganda a project that is supported by Uganda Sanitation for Health (USHA) / **USAID**. **CCAYEF** started its work on the project from Kangulumira where it performed perfectly hence awarded another contract and currently operating in two districts and four sub counties i.e., Kayunga District with Kitimbwa, and Busaana sub counties, in Buikwe District with Buikwe rural and Ngogwe sub counties.

The overall goal the project is to contribute to increased access to improved and sustainable water, sanitation, and hygiene (WASH) services in Uganda. Specifically, the project aims to improve household sanitation and water services as well as increasing adoption and expansion of key hygiene behaviors at home and in schools.

MBSIA is an approach that borrows and reinforces the attributes of CLTS such as triggering and channeling community commitment and social action tailored towards the collective goal of achieving 100% coverage of basic sanitation services, encouraging individual households to upgrade their 'unimproved' latrines. In order to implement the project effectively. This report entails the analysis made for the baseline conducted on the latrine coverage in Ngogwe and Buikwe Sub counties of Buikwe District.

### **BASELINE SURVEY SUMMARY FOR BUIKWE DISTRICT**

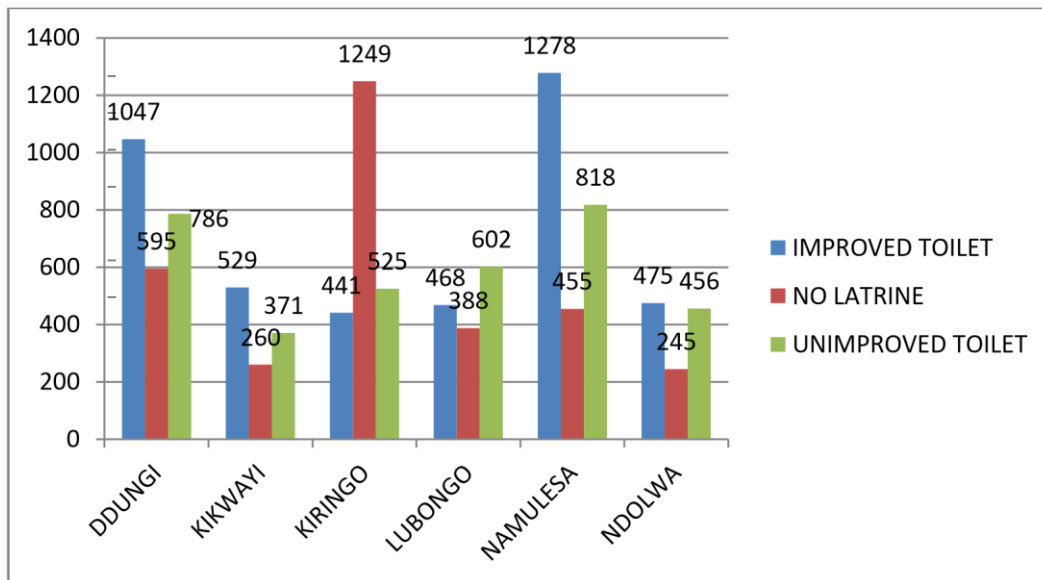
According to our baseline survey, we enumerated 10,988 Households in Ngogwe Sub County with 6 parishes of Ddungi, Kikwayi, Kiringo, Lubongo, Namulesa and Ndolwa having 73 villages across all sub counties. We also enumerated 5,045 Households in Buikwe sub county with three Parishes of Ssugu, Kitazi and Malongwe having 21 villages across all parishes.

## HOUSEHOLD LATRINE STATUS IN NGOGWE SUB COUNTY

PARISH	IMPROVED TOILET	NO LATRINE	UNIMPROVED TOILET
DDUNGI	1047	595	786
KIKWAYI	529	260	371
KIRINGO	441	1249	525
LUBONGO	468	388	602
NAMULESA	1278	455	818
NDOLWA	475	245	456
<b>Grand Total</b>	<b>4238</b>	<b>3192</b>	<b>3558</b>

The above table shows that Namulesa has the highest number of Households with improved toilets (1278) and Kiringo Parish has the smallest number of households with improved latrines (441). Kiringo Parish has the highest number of Households with no latrines (1249) and Ndolwa parish has the lowest number.

Below is a graphical presentation of the above

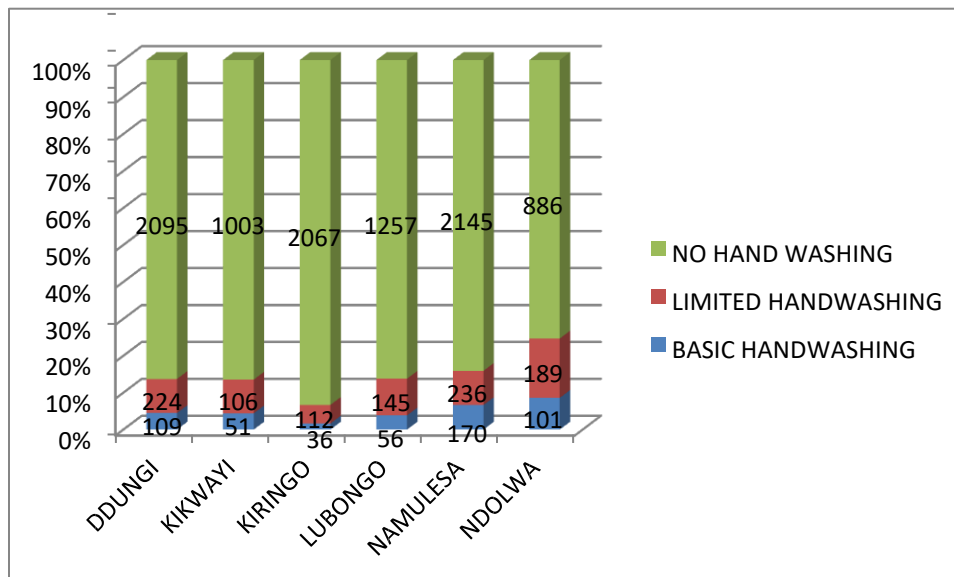


## HAND WASHING STATUS IN NGOGWE SUB COUNTY

PARISH	BASIC HANDWASHING	LIMITED HANDWASHING	NO HAND WASHING
DDUNGI	109	224	2095
KIKWAYI	51	106	1003
KIRINGO	36	112	2067
LUBONGO	56	145	1257
NAMULESA	170	236	2145
NDOLWA	101	189	886
<b>Grand Total</b>	<b>523</b>	<b>1012</b>	<b>9453</b>

The table above shows that Namulesa parish has the highest number of people with Basic hand washing facilities (170) and Kiringo Parish with the lowest number (36). However, it also indicates that Namulesa parish has the highest number of Households with No Hand Washing Facilities (2145) and Ndolwa with the lowest of 886. The data shows that the largest number of Households among the enumerated are those with No hand washing facilities (9453).

Below is a graphical presentation of the above

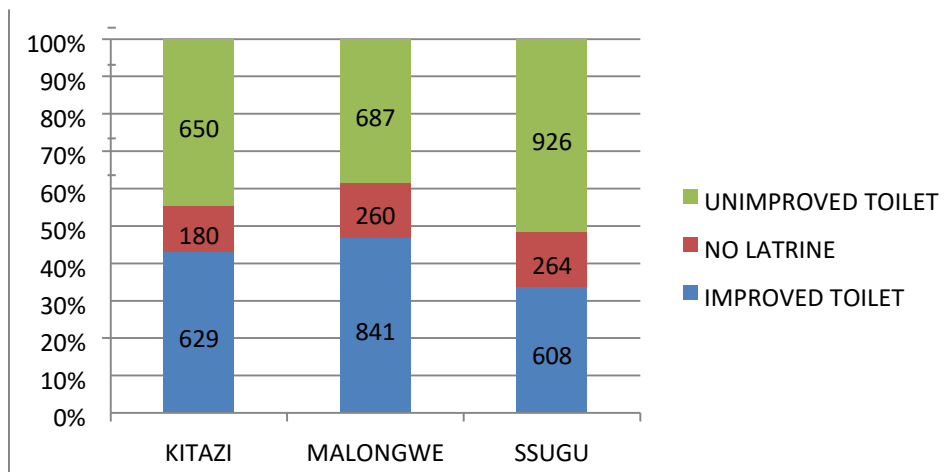


### LATRINE STATUS IN BUIKWE SUB COUNTY

LATRINE STATUS	KITAZI	MALONGWE	SSUGU
IMPROVED TOILET	629	841	608
NO LATRINE	180	260	264
UNIMPROVED TOILET	650	687	926
<b>Grand Total</b>	<b>1459</b>	<b>1788</b>	<b>1798</b>

The above table shows that Malongwe has the highest number of Households with improved toilets (841) and Ssugu Parish has the smallest number of households with improved latrines (608). Ssugu Parish has the highest number of Households with no latrines (264) and Kitazi parish has the lowest number (180). However Ssugu parish also has the highest number of Households with unimproved latrines at 926.

Below is a graphical presentation of the above.

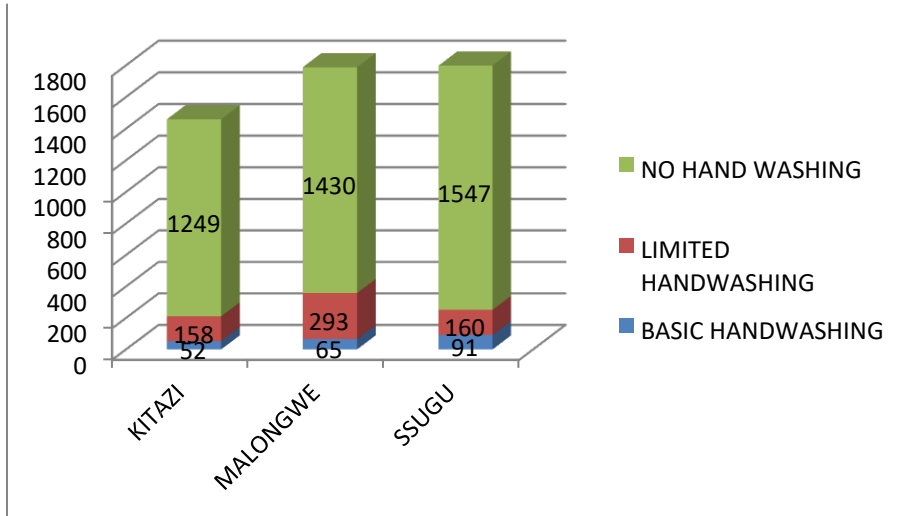


#### HAND WASHING STATUS IN BUIKWE SUB COUNTY

PARISH	BASIC HANDWASHING	LIMITED HANDWASHING	NO HAND WASHING
KITAZI	52	158	1249
MALONGWE	65	293	1430
SSUGU	91	160	1547
<b>Grand Total</b>	<b>208</b>	<b>611</b>	<b>4226</b>

The table above shows that Ssugu parish has the highest number of people with Basic hand washing facilities (91) and Kitazi Parish with the lowest number (52). However, it also indicates that Ssugu parish has the highest number of Households with No Hand Washing Facilities (1547) and Ndolwa with the lowest of 1249. The data shows that the largest number of Households among those enumerated have No hand washing facilities (4226).

Below is a graphical presentation of the above



### Conclusion

We thank the Buikwe District, Buikwe and Ngogwe Sub county officials for creating an enabling environment for CCAYEF to capture information to help the project profile and identify the sanitation coverage in the above named sub counties.

Report prepared by

Nyakecho Victo

Monitoring and Evaluation Officer

Approved by

Namusisi Ruth

Project Coordinator